


DEUTZ TCD 18.0

For mobile machinery ■ 620 kW / 830 hp at 1700-1900 min⁻¹/rpm ■ EU V, US T4

- Water-cooled 6-cylinder inline engine with turbo-charging and with charge air cooling.
- Engine and exhaust aftertreatment (EAT) are optimised for highest total system efficiency and thus ensure lowest consumption and total operating cost.
- Consistent installation and connection dimensions of the engine facilitate the changeover of existing installations to the next stage of the emission laws. The size and design of the engines will remain identical in the change to US Tier 4 and EU Stage V due to a protected technology. No changes to the customer's device. A variant without EAT is available as an option for less regulated markets.
- The powerful Common Rail injection system and the electronic engine control with intelligent link to the drive management ensure optimum engine performance at low fuel consumption.
- In terms of aftertreatment, for higher regulated markets, the engines are expected to have no EGR and meet Stage 5, and U.S. Tier 4 with SCR. For lower regulated markets the engines will meet Stage 2 and 3 requirements with no aftertreatment.
- Long oil change intervals and easy changing of the engine fluids reduce the running cost and increase the availability of the machinery.
- Best cold starting performance even under extreme conditions.
- The extremely compact engine design and customer friendly accessories reduce the installation cost and increase the number of applications.



TECHNICAL DATA

Engine type		TCD 18.0 L6
No. of cylinders		6
Bore/stroke	mm in	148/174 5.83/6.85
Displacement	l cu in	18.0 1100
Max. nominal speed	min ⁻¹ rpm	1900

Engine type		TCD 18.0 L6
Power output as per ISO 9249 ¹⁾	kW hp	620 830
at speed	min ⁻¹ rpm	1700 - 1900
Max. torque	Nm lb/ft	3650 2692
at speed	min ⁻¹ rpm	1300
Minimum idling speed	min ⁻¹ rpm	600
Weight as per DIN 70020 Part 7A ²⁾	kg lb	1950 4300

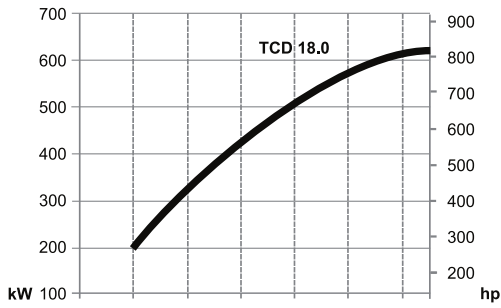
1) Power data without deduction of fan power

2) Without starter/alternator, cooler and fluids but with flywheel and flywheel housing

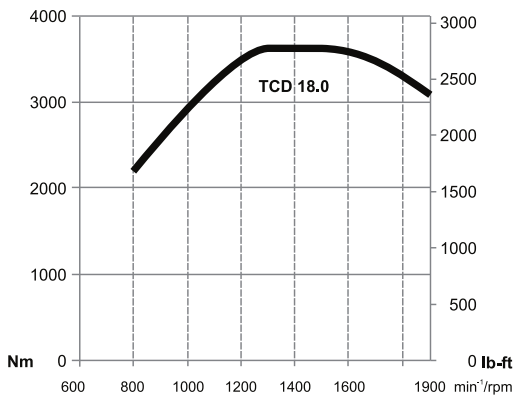
CHARACTERISTIC CURVES

TCD 18.0 L6


Power



Torque



DIMENSIONS



Engine type		A	B	C	EAT SCR
TCD 18.0 L6	mm in	1546 60.9	985 38.8	1215 47.8	■

■ Standard

Note: The engine dimensions and weights vary depending on the scope of delivery.

The data on this data sheet are for information purposes only and are not binding values. For more information please contact your responsible sales partner.

DEUTZ AG
 Ottostraße 1
 51149 Cologne, Germany
 Phone: +49 (0) 221 822-0
 Telefax: +49 (0) 221 822-3525
 E-Mail: info@deutz.com
 www.facebook.com/deutzofficial
 www.deutz.com

The engine company. 